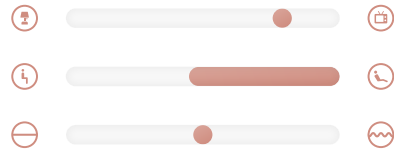


Century

EasyFit[®]
by Century

UFFIZI
SOFÁS ARTICULADOS



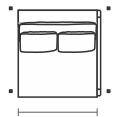
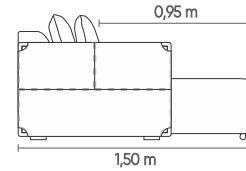
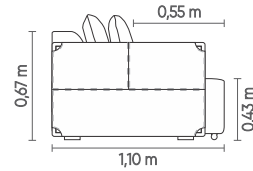
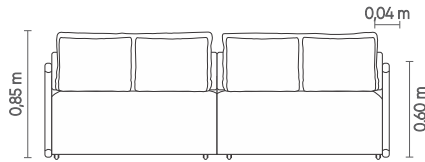
UFFIZI

EasyFit[®]
by Century



Century

UFFIZI



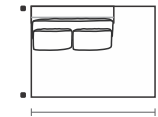
1B1 (D/E)	ASS	ENC + DEC	ou DEC enc + DEC
0,70 x 1,10 m	1	1+2	2+2
0,80 x 1,10 m	1	1+2	2+2
0,90 x 1,10 m	1	1+2	2+2
1,00 x 1,10 m	1	1+2	3+2
1,10 x 1,10 m	1	1+2	3+2
1,20 x 1,10 m	1	1+2	3+2



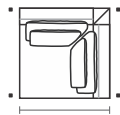
SB1	ASS	ENC + DEC	ou DEC enc + DEC
0,70 x 1,10 m	1	1+2	2+2
0,80 x 1,10 m	1	1+2	2+2
0,90 x 1,10 m	1	1+2	2+2
1,00 x 1,10 m	1	1+2	3+2
1,10 x 1,10 m	1	1+2	3+2
1,20 x 1,10 m	1	1+2	3+2



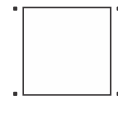
CH 1B (D/E)	ASS	ENC + DEC	ou DEC enc + DEC
0,70 x 1,50 m	1	1+2	2+2
0,80 x 1,50 m	1	1+2	2+2
0,90 x 1,50 m	1	1+2	2+2
1,00 x 1,50 m	1	1+2	3+2
1,10 x 1,50 m	1	1+2	3+2
1,20 x 1,50 m	1	1+2	3+2



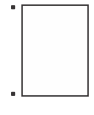
SB BI (D/E)	ASS	ENC + DEC	ou DEC enc + DEC
1,20 x 1,10 m	1	1+2	2+2
1,30 x 1,10 m	1	1+2	2+2
1,40 x 1,10 m	1	1+2	2+2
1,50 x 1,10 m	1	1+2	3+2
1,60 x 1,10 m	1	1+2	3+2
1,70 x 1,10 m	1	1+2	3+2



CTO	ASS	ENC + DEC	ou DEC enc + DEC
1,10 x 1,10 m	1	2+2	3+2



PUFF CTO
1,10 x 1,10 m



PUFF
0,70 x 1,10 m
0,80 x 1,10 m
0,90 x 1,10 m
1,00 x 1,10 m
1,10 x 1,10 m
1,20 x 1,10 m

Conforto EasyFit®.

Assento retrátil com abertura de 40cm. Assento e encosto fixo com costura em pesponto simples. Braço fixo com estrutura em aço carbono disponível nos acabamentos pintura MTX e pintura metalizada, revestido em couro com costura em pesponto duplo.

Medidas podem apresentar leves variações. Nos reservamos o direito de efetuar alterações sem consulta prévia.

EasyFit® comfot. Retractable seat with 40cm opening. Fixed seat and back with simple topstitching. Fixed armrest with carbon steel structure available in MTX paint and metallic paint finishes, covered in leather with double topstitching. Wooden feet available in varnish, lacquer and metallic lacquer finishes.

Measures may vary slightly. We reserve the right to make changes without prior consultation. *For more information, see our Comfort Guide.

Confort EasyFit®. Asiento retráctil con apertura de 40cm. Asiento, respaldo fijos. Brazos con estructura de acero al carbono disponible en acabados MTX y pintura metalizada, revestido con cuero.

Las medidas pueden variar un poco. Nos reservamos el derecho de realizar cambios sin previa consulta. *Para más informaciones, consulte nuestro Guía de Confort.