

Century

FINISHES GUIDE

2025

Hello!

We're glad to have you here! :)

This is an interactive catalog, which means you don't need to scroll through all the pages to find the finishes category you want.

Just click on the summary and you'll be taken directly there!

To return, simply click the Century logo on any page.

Questions or suggestions?

Send an email to Century's marketing team:

marketing@century.com

PT

ES

SUMMARY

SUMÁRIO | RESUMEN

• **CERAMICS**

• **BRAIDED CORD**

• **LACQUER | MATTE PAINT**

CARBON STEEL | WOOD

• **LACQUER | METALLIC MATTE PAINT**

CARBON STEEL | WOOD

• **LAMINATE**

• **LACQUERED LAMINATE**

• **MARBLE**

MARBLE | HONED

• **VIENNA STRAW**

• **MTX PAINT**


• **VARNISH**

• **GLASS**

CERAMICS


Century

SAND



Sample size: 25 cm x 40 cm

BASALT



Sample size: 25 cm x 40 cm

ENAMELED WHITE



Sample size: 25 cm x 40 cm

SAND



BASALT



ENAMELED WHITE





Ceramics are the result of an artisanal process and may present variations in color and texture. As it is a porous material, it is recommended to use a duster to remove dust in indoor environments. In outdoor environments, moss may form and should be removed with a soft sponge and neutral detergent.

Ceramics

Composed of argillite and water, the ceramic is the result of a manual modeling process and undergoes slow firing and cooling, which guarantees its integrity.

A 100% handmade material, ceramics can have a glazed or textured finish, and both have variations in size, color, and texture, possible surface cracks, and slight changes in shape, which do not compromise the quality and durability of the piece.

Finishing application: legs, bases, and tops.

Glazed ceramic finish

The result of applying a vitreous layer to the piece, which fuses to the surface and forms a resistant, smooth, and shiny film (or matte, depending on the enamel). It may look like runny paint.

Textured ceramic finish

It has a striking tactile and visual aspect, obtained by applying minerals to the surface of the piece, which react chemically to form bubbles and reliefs. After cooling, these are popped and gently sanded.

Maintenance and upkeep

Keep ceramics indoors and protected from direct sunlight, rain, and humidity. Continuous exposure to these factors leads to stains, moss, and wear on the enamel finish, making it opaque or rough.

Avoid using abrasive materials such as rough sponges, solvents, alcohol, and bleach. Additionally, it is recommended not to drag the piece and not to support sharp or very heavy objects to avoid damaging its structure.

For cleaning, use soft, dry cloths or dusters for textured ceramics. If moss appears, use a soft sponge for enameled pieces and a soft-bristled brush for textured finishes, always with water and neutral soap, followed by immediate drying. When using the brush, make gentle movements to preserve the integrity of the surface.

BRAIDED CORD

Century

BEIGE



COFFEE



OFF-WHITE



BLACK



TERRACOTTA



Braided Cord

Made from synthetic material that mimics the appearance and texture of natural leather, the braided cord undergoes industrial treatments to ensure its strength and durability.

The finish may vary slightly in texture and color. These variations are inherent characteristics of its industrial process.

Maintenance and upkeep

Cleaning should be done with a dry cloth or one that is lightly dampened with water. Aggressive or abrasive chemicals should not be used, as they can compromise the material's integrity.

Products with braided leather cord are suitable for indoor and protected environments. Continuous exposure to sunlight can cause fading, dryness, and loss of shine.

LACQUER | MATTE PAINT
CARBON STEEL

WHITE



DOVE BEIGE




FEND




GREIGE



MOON



BLACK



Lacquer | Matte Paint – Carbon Steel

Matte lacquer is a liquid paint applied by spray gun to previously prepared surfaces through sanding and surface preparation for paint adhesion.

With a low to non-existent gloss finish, it may present slight tone variations between parts and minimal particles under the paint. These characteristics are inherent to the production method and do not compromise the quality, durability, or functionality of the product.

Finish application: carbon steel.

Maintenance and Care

Keep the finish in indoor environments and protected from direct sunlight, moisture, and avoid placing hot objects on the surface. Continuous exposure to these factors can reduce the durability of the paint over time, as well as compromise the finish.

Avoid dragging objects on the surface and contact with corrosive or abrasive products, which may cause scratches or damage the surface. In case of liquid spills, clean immediately to avoid stains.

Cleaning can be done with a dry cloth or slightly dampened with water, keeping the surface completely dry after cleaning. Chemical products should only be used if strictly necessary, as they may compromise the integrity of the material.

LACQUER | MATTE PAINT
WOOD

Century

WHITE




DOVE BEIGE




FEND




GREIGE



MOON



BLACK



Lacquer | Matte Paint – Wood

Matte lacquer is a liquid paint applied by spray gun to previously prepared surfaces through sanding and surface preparation for paint adhesion.

With a low to non-existent gloss finish, it may present slight tone variations between parts and minimal particles under the paint. These characteristics are inherent to the production method and do not compromise the quality, durability, or functionality of the product.

Finish application: wood.

Maintenance and Care

Keep the finish in indoor environments and protected from direct sunlight, moisture, and avoid placing hot objects on the surface. Continuous exposure to these factors can reduce the durability of the paint over time, as well as compromise the finish.

Avoid dragging objects on the surface and contact with sharp or abrasive items, which may cause scratches or damage the surface. In case of liquid spills, dry immediately to avoid stains.

Cleaning can be done with a dry cloth or one slightly dampened with water, keeping the surface completely dry after cleaning. Chemical substances should only be used if strictly necessary, as they may compromise the integrity of the material.

LACQUER | MATTE METALLIC PAINT
CARBON STEEL

BRONZE



CAPPUCCINO



CHAMPAGNE



LEAD



COGNAC



GOLD



GOLDEN



GRAPHITE



PLATINUM



PRETO



TITANIUM



Lacquer | Matte Metallic Paint – Carbon Steel

Matte metallic lacquer is a liquid paint applied by spray gun to previously prepared surfaces through sanding and surface preparation for paint adhesion.

Finish characterized by a matte appearance with highlights caused by the presence of metallic pigments. Slight tone variations between parts and minimal particles under the paint may occur—characteristics inherent to the production method that do not compromise the quality, durability, or functionality of the product.

Finish application: carbon steel.

Maintenance and Care

Keep the finish in indoor environments and protected from direct sunlight, moisture, and avoid placing hot objects on the surface. Continuous exposure to these factors can reduce the durability of the paint over time, as well as compromise the finish.

Avoid dragging objects on the surface and contact with sharp or abrasive items, which may cause scratches or damage the surface. In case of liquid spills, dry immediately to avoid stains.

Cleaning can be done with a dry cloth or one slightly dampened with water, keeping the surface completely dry after cleaning. Chemical substances or abrasive materials should only be used if strictly necessary, as they may compromise the integrity of the material.

LACQUER | MATTE METALLIC PAINT
WOOD

Century

BRONZE



CAPPUCCINO



CHAMPAGNE



LEAD



COGNAC



GOLD



GOLDEN




GRAPHITE



PLATINUM



PRETO



TITANIUM



Lacquer | Matte Metallic Paint – Wood

Matte metallic lacquer is a liquid paint applied by spray gun to previously prepared surfaces through sanding and surface preparation for paint adhesion.

Finish characterized by a matte appearance with highlights caused by the presence of metallic pigments. Slight tone variations between parts and minimal particles under the paint may occur—characteristics inherent to the production method that do not compromise the quality, durability, or functionality of the product.

Finish application: wood.

Maintenance and Care

Keep the finish in indoor environments and protected from direct sunlight, moisture, and avoid placing hot objects on the surface. Continuous exposure to these factors can reduce the durability of the paint over time, as well as compromise the finish.

Avoid dragging objects on the surface and contact with sharp or abrasive items, which may cause scratches or damage the surface. In case of liquid spills, dry immediately to avoid stains.

Cleaning can be done with a dry cloth or one slightly dampened with water, keeping the surface completely dry after cleaning. Chemical substances or abrasive materials should only be used if strictly necessary, as they may compromise the integrity of the material.

LAMINATE


Century

AMERICAN
OAK



90 cm x 100 cm

MACASSAR
EBONY



90 cm x 100 cm

BLACK EBONY



90 cm x 100 cm

FREIJO



90 cm x 100 cm

GREY



90 cm x 100 cm

ITALIAN ELM



90 cm x 100 cm

NATURAL




90 cm x 100 cm

AMERICAN
WALNUT



90 cm x 100 cm

PAU FERRO




90 cm x 100 cm

WALNUT



90 cm x 100 cm


WENGUE



90 cm x 100 cm

The region highlighted by the arrow is known as a “cathedral.”

This term is used to describe the natural wood grain pattern that resembles the arches of a cathedral. It is formed by the wood’s grain in a more curved or pointed pattern, highly valued for its striking and organic aesthetic.



Laminate

Laminate is obtained through techniques such as slicing or rotary cutting of natural wood veneers. These processes preserve the wood's characteristics, maintaining its grains, tones, and original textures.

As it is a natural material, laminate may present variations in tone, texture, grain, knots, and contrasts, resulting in unique patterns. On larger surfaces, visual differences may be observed between parts of the same piece of furniture, even when using veneers from the same species, due to the wood's natural variations. Since a single panel can contain various veneers, the union between them is carefully done to ensure a smooth and harmonious transition.

Finish application: wood, MDF.

Maintenance and Care

Avoid placing hot objects, dragging items, or contact with sharp or abrasive materials, which can cause scratches or damage the surface finish. In case of liquid spills, dry immediately to prevent stains and infiltration.

Cleaning should be done with a dry cloth or one slightly dampened with water, keeping the surface completely dry afterward. Chemical substances or abrasive materials should not be used, as they may compromise the integrity of the material.

Keep the finish protected from direct sunlight, heat, moisture, and humidity. Continuous exposure to these factors can cause color changes, warping, surface detachment, and other damage to the laminate.

LACQUERED LAMINATE


Century

BRONZE



90 cm x 100 cm

CAPPUCCINO



90 cm x 100 cm

CHAMPAGNE



90 cm x 100 cm

LEAD



90 cm x 100 cm

COGNAC



90 cm x 100 cm

GOLD



90 cm x 100 cm

DOVE BEIGE



90 cm x 100 cm

FENDI



90 cm x 100 cm

GOLDEN



90 cm x 100 cm

GREIGE



90 cm x 100 cm

MOON



90 cm x 100 cm

PLATINUM



90 cm x 100 cm

BLACK



90 cm x 100 cm

Lacquered Laminate

Laminate is obtained through techniques such as slicing or rotary cutting of natural wood veneers. These processes preserve the wood's characteristics, maintaining its grains, tones, and original textures. The laminate receives a lacquered paint finish, which adds color while maintaining the natural wood texture.

The lacquered laminate has a low to non-existent gloss and may present slight tone variations between parts and minimal particles under the paint—characteristics inherent to the production method that do not compromise the quality, durability, or functionality of the product.

Finish application: wood, MDF.

Maintenance and Care

Avoid placing hot objects, dragging items, or contact with sharp or abrasive materials, which can cause scratches or damage the surface finish. In case of liquid spills, dry immediately to prevent stains and infiltration.

Cleaning should be done with a dry cloth or one slightly dampened with water, keeping the surface completely dry afterward. Chemical substances or abrasive materials should not be used, as they may compromise the integrity of the material.

Keep the finish protected from direct sunlight, heat, moisture, and humidity. Continuous exposure to these factors may cause color changes, warping, surface detachment, and other damage to the laminate.

MARBLE

Century

BRONZE ARMANI

Variation



300 cm x 200 cm


Variation



300 cm x 200 cm

Marble, being a natural stone, presents variations in color and texture within the same slab. Each piece has a unique pattern, never repeating itself.

BRONZE ARMANI



70 cm

120 cm




60 cm

60 cm




45 cm

45 cm



30 cm

30 cm



20 cm

20 cm

Marble, being a natural stone, presents variations in color and texture within the same slab. Each piece has a unique pattern, never repeating itself.


GRIGIO

Variation



300 cm x 200 cm


Variation



300 cm x 200 cm

Marble, being a natural stone, presents variations in color and texture within the same slab. Each piece has a unique pattern, never repeating itself.

GRIGIO




70 cm

120 cm




60 cm

60 cm




45 cm

45 cm



30 cm

30 cm



20 cm

20 cm

Marble, being a natural stone, presents variations in color and texture within the same slab. Each piece has a unique pattern, never repeating itself.

NERO MARQUINA

Variation



300 cm x 200 cm

Variation



300 cm x 200 cm


Marble, being a natural stone, presents variations in color and texture within the same slab. Each piece has a unique pattern, never repeating itself.

NERO MARQUINA



70 cm

120 cm




60 cm

60 cm




45 cm

45 cm



30 cm

30 cm




20 cm

20 cm

Marble, being a natural stone, presents variations in color and texture within the same slab. Each piece has a unique pattern, never repeating itself.

NEW ROME

Variation



300 cm x 200 cm


Variation



300 cm x 200 cm


Marble, being a natural stone, presents variations in color and texture within the same slab. Each piece has a unique pattern, never repeating itself.

NEW ROME




70 cm

120 cm



60 cm

60 cm



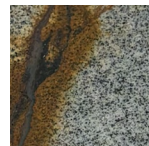
45 cm

45 cm



30 cm

30 cm



20 cm

20 cm

Marble, being a natural stone, presents variations in color and texture within the same slab. Each piece has a unique pattern, never repeating itself.

NUVOLATO

Variation



300 cm x 200 cm

Variation



300 cm x 200 cm

Marble, being a natural stone, presents variations in color and texture within the same slab. Each piece has a unique pattern, never repeating itself.

NUVOLATO



70 cm

120 cm




60 cm

60 cm



45 cm

45 cm



30 cm

30 cm



20 cm

20 cm

Marble, being a natural stone, presents variations in color and texture within the same slab. Each piece has a unique pattern, never repeating itself.

TAJ MAHAL

Variation



300 cm x 200 cm

Variation



300 cm x 200 cm

Marble, being a natural stone, presents variations in color and texture within the same slab. Each piece has a unique pattern, never repeating itself.

TAJ MAHAL



70 cm

120 cm



60 cm

60 cm




45 cm

45 cm



30 cm

30 cm




20 cm

20 cm

Marble, being a natural stone, presents variations in color and texture within the same slab. Each piece has a unique pattern, never repeating itself.


GUATEMALA GREEN

Variation



300 cm x 200 cm


Variation



300 cm x 200 cm


Marble, being a natural stone, presents variations in color and texture within the same slab. Each piece has a unique pattern, never repeating itself.

GUATEMALA GREEN




70 cm

120 cm




60 cm

60 cm



45 cm

45 cm



30 cm

30 cm



20 cm

20 cm

Marble, being a natural stone, presents variations in color and texture within the same slab. Each piece has a unique pattern, never repeating itself.

Marble

Marble is a sedimentary rock composed of calcite subjected to high temperatures and moderate pressures. The main marble deposits are found in regions with intense tectonic activity, where geological conditions favor the transformation of calcite, but they are not exclusive to such regions. Due to its high durability, resistance, and great aesthetic value, marble is carefully extracted and processed.

Polished finishing gives marble a smooth surface, with a shiny appearance and high reflectivity.

Being a natural stone, marble presents variations in color and texture within the same slab and may have small imperfections, such as microcracks or cavities, which result from its geological formation. When found during the finishing process, these points are filled with compatible materials that preserve the stone's appearance and functionality.

Finish application: countertops.

Nuvolato Marble

Features a white background, marked by striking golden veins. May present grayish stains and variations ranging from light red to orange tones.

Bronze Armani Marble

Features a brown background and striking veins that vary in lighter tones. May show tonal variation.

Nero Marquina Marble

Features a black background with veins ranging between white and gray.

Guatemala Green Marble

Features a green background with veins in white and green. May present tonal variation.

Grigio Marble

Features a gray background with veins in white and slightly reddish tones. May present tonal variation.

Taj Mahal Marble

Features a beige and light gray background, with soft veins in golden, sand, or light gray tones. May present tonal variation.

Maintenance and Care

Keep the product protected from direct sunlight, rain, moisture, and humidity, as continuous exposure to these elements may cause stains on the stone.

Avoid using abrasive materials, such as rough sponges, and aggressive substances like solvents, alcohol, and bleach, as these may damage the finish. Also, it is recommended not to place excessively hot objects directly on the surface.

For daily cleaning, it is recommended to use soft, dry cloths. For more intense dirt, use a lightly damp cloth with neutral soap and water, followed by immediate drying.

ROMAN TRAVERTINE

Variation



300 cm x 200 cm

Variation



300 cm x 200 cm

Marble, being a natural stone, presents variations in color and texture within the same slab. Each piece has a unique pattern, never repeating itself.

ROMAN TRAVERTINE



70 cm

120 cm



60 cm

60 cm



45 cm

45 cm



30 cm

30 cm



20 cm

20 cm

Marble, being a natural stone, presents variations in color and texture within the same slab. Each piece has a unique pattern, never repeating itself.

Roman Travertine Marble


It features a background in beige and ivory tones, with delicate veins that gently vary between gray and brown. Its texture is naturally porous, marked by the presence of cavities that can vary in size. Roman Travertine marble has a raw finish and is not polished, which preserves its natural pores and imperfections.

HONED MARBLE

Century

GRIGIO

Variation



300 cm x 200 cm


Variation



300 cm x 200 cm

Marble, being a natural stone, presents variations in color and texture within the same slab. Each piece has a unique pattern, never repeating itself.

GRIGIO




70 cm

120 cm




60 cm

60 cm




45 cm

45 cm



30 cm

30 cm



20 cm

20 cm

Marble, being a natural stone, presents variations in color and texture within the same slab. Each piece has a unique pattern, never repeating itself.

NUVOLATO

Variation



300 cm x 200 cm

Variation



300 cm x 200 cm

Marble, being a natural stone, presents variations in color and texture within the same slab. Each piece has a unique pattern, never repeating itself.

NUVOLATO



70 cm

120 cm



60 cm

60 cm




45 cm

45 cm



30 cm

30 cm



20 cm

20 cm

Marble, being a natural stone, presents variations in color and texture within the same slab. Each piece has a unique pattern, never repeating itself.

TAJ MAHAL

Variation



300 cm x 200 cm

Variation



300 cm x 200 cm

Marble, being a natural stone, presents variations in color and texture within the same slab. Each piece has a unique pattern, never repeating itself.

TAJ MAHAL



70 cm

120 cm



60 cm

60 cm




45 cm

45 cm



30 cm

30 cm



20 cm

20 cm

Marble, being a natural stone, presents variations in color and texture within the same slab. Each piece has a unique pattern, never repeating itself.


GUATEMALA GREEN

Variation



300 cm x 200 cm


Variation



300 cm x 200 cm

Marble, being a natural stone, presents variations in color and texture within the same slab. Each piece has a unique pattern, never repeating itself.

GUATEMALA GREEN



70 cm

120 cm



60 cm

60 cm




45 cm

45 cm



30 cm

30 cm



20 cm

20 cm

Marble, being a natural stone, presents variations in color and texture within the same slab. Each piece has a unique pattern, never repeating itself.

Honed Marble

Marble is a sedimentary rock composed of limestone subjected to high temperatures and moderate pressures. The main marble deposits are found in regions with intense tectonic activity, where geological conditions favor the transformation of limestone, but such conditions are only found in certain regions. Known for its high quality, resistance, and aesthetic value, marble is carefully extracted and processed.

As a natural stone, marble may exhibit variations in color and texture within the same slab and may contain slight imperfections, such as micro-holes or cavities, due to its geological formation. When identified during processing, these areas are filled with compatible materials to preserve the stone's appearance and maintain its functionality.

Finish application: countertops.

Grigio Marble

Features a light-gray background with white and slightly amber veins. May show tone variations.

Nuvolato Marble

Features a white background, highlighted by soft golden veins. May present slight stains and variations in tone or a slightly warmer hue.

Guatemala Green Marble

Features a dark green background with white and green veins. May contain tone variations.

Taj Mahal Marble

Features a beige and light gray background, with soft veins in shades of gold, sand, or light ash. May show tone variations.

Care and Maintenance

Keep the product protected from direct exposure to sun, rain, and humidity, as continuous exposure to these elements can cause stains on the stone.

Avoid using abrasive materials, such as rough sponges and aggressive substances like solvents, alcohol, or bleach, which can damage the finish. Also, do not place hot objects directly on the stone's surface.

For daily cleaning, use a soft, dry cloth.

In cases of more intense dirt, use a slightly damp cloth with water and neutral soap, followed by immediate drying.


VIENNA STRAW

Century


BROWN



NATURAL



BLACK



Vienna Straw

Natural straw is produced from cotton fibers, which undergo a dyeing and preparation process before being handwoven using the hexagonal technique, in which the straw is interlaced in a hexagon-shaped pattern.

As it is an artisanal process using a natural raw material, the straw may display natural color variations.

Care and Maintenance

Keep the finish in environments protected from direct exposure to sunlight, rain, and humidity.

For daily cleaning, it is recommended to use soft, dry cloths or dusters. Avoid using abrasive materials, such as rough sponges, and aggressive substances like solvents, alcohol, and bleach, as these products can damage the finish.


MTX PAINT

Century

GRAY



COGNAC



GRAPHITE



BROWN



BLACK



MTX Paint

Carbon steel is a high-strength, durable metal alloy composed primarily of iron and carbon. After the piece is prepared, MTX paint is applied through an electrostatic process, which uses electricity to bond the paint to the surface.

It may show subtle variations in color and texture between pieces, slight surface irregularities, and minimal particles on the paint. These are characteristics inherent to the artisanal production method and do not compromise the product's quality, durability, or functionality.

Finish application: legs and bases.

Care and Maintenance

Keep the finish in indoor environments protected from direct exposure to sunlight, rain, and humidity. Continuous exposure to these elements may reduce the paint's durability.

For daily cleaning, use soft, dry cloths. In cases of heavier dirt, use a slightly damp cloth with water and neutral soap, followed by immediate drying.

Avoid using abrasive materials such as rough sponges and aggressive substances like solvents, alcohol, and bleach, as these products can damage the finish. Additionally, it is recommended not to drag the furniture or place sharp or very heavy objects directly on the painted surface to avoid scratches or premature wear, and not to place hot objects directly on the surface.

VARNISH

Century

SAND



90 cm x 100 cm

COCOA



90 cm x 100 cm

CASHEW



90 cm x 100 cm

EBONIZED



90 cm x 100 cm

NATURAL
JEQUITIBA



90 cm x 100 cm

BROWN



90 cm x 100 cm

WALNUT



90 cm x 100 cm

NATURAL TAUARI



90 cm x 100 cm

Varnish

Jequitibá is a tree native to the tropical region of Brazil. Its wood is medium-density and light in tone, with shades ranging from pinkish to beige and brown. These variations are natural and may differ according to the type of finish and the part of the wood used.

After selection, the wood undergoes drying processes in appropriate conditions to reduce its natural humidity, protect it from warping and cracking, and increase durability. The varnish is manually applied, respecting the veins and natural textures of the wood, giving the product a sophisticated and authentic look.

Color Variations of Natural Jequitibá Wood

As a natural raw material, wood may show color, grain, and texture variations between parts, including within the same piece, as well as signs of growth such as small knots, mineral streaks, and pigmentation differences. These natural marks are not considered defects; on the contrary, they highlight the uniqueness and origin of the material. Additionally, wood can naturally darken over time.

Finish application: tops and structures.

Some products may be made from more than one piece of wood, and even if they are from the same batch, there may be natural visual differences between the parts. These are not considered flaws and do not compromise the product's quality.

Sand Varnish

Predominantly light beige, with subtle shading and soft contrast. As it enhances the veins and knots of the wood, it brings warmth and elegance to the furniture. A very versatile option for those seeking a soft and welcoming effect. Due to the lighter finish, small surface marks and pores may become more visible.

Cocoa Varnish

Darker tones bring a solid, sober appearance to pieces. With greater contrast between shades, this varnish enhances the natural veins of the wood. It's a striking and elegant option that fits easily into contemporary environments, especially where visual unity is preferred.

Cashew Varnish

The veins and knots of Jequitibá are generally subtle, but this varnish highlights them, adding a natural and charming look. A tone between medium and light, versatile and ideal for warm and inviting settings.

Ebonized Varnish

This finish gives a dark, graphite-like tone to the wood, which can vary slightly depending on the piece. It creates a bold and sophisticated look. The application enhances contrast and creates a modern appearance, while preserving the grain and textures of the wood.

Jequitiba Varnish

Of all the finishes, this is the most natural, with a light amber appearance. The wood is only lightly coated with a protective layer, preserving the original color and natural aesthetics of Jequitibá, offering a more discreet matte finish.

Brown Varnish

Medium brown with a warm undertone. The veins and knots of Jequitibá harmonize with the gray undertone, resulting in a uniform yet organic appearance. The color variations and permanent shading are subtle, without strong contrasts in texture and maintaining a soft look and feel.

Walnut Varnish

Medium brown with dark undertones and a slightly warm appearance. The veins and knots of Jequitibá are usually subtle, making them less noticeable. Color and texture variations are smooth and discreet, with minimal visual contrast.

Care and Maintenance

Avoid prolonged exposure to direct sunlight or contact with high-temperature objects, which may alter the varnish's color and finish. For daily cleaning, use a dry, soft cloth. In case of spills or stains, clean immediately to prevent damage.

Solid wood is sensitive to moisture and sudden changes in temperature. Therefore, keep the product in a stable environment, avoiding excess humidity or dryness. When cleaning floors, prevent contact of the base with wet cloths to avoid water absorption, swelling, or wood deformation.

Avoid using abrasive or aggressive products such as rough sponges, alcohol, solvents, and bleach. For cleaning, use only a soft, slightly damp cloth with neutral soap. Dry immediately with a clean cloth. Any cleaning products should be tested beforehand on a small hidden area, as they may damage the integrity of the varnish.

Tauari Varnish

Tauari wood has a light yellowish appearance and more closed grain, differing from Jequitibá. When varnished in light or sandy tones, the pieces tend to appear more uniform. In some cases, the natural characteristics of the wood, such as small pores and isolated knots, may appear. These are visual aspects of authenticity and do not affect quality or performance.

Care and Maintenance

Avoid prolonged exposure to direct sunlight or contact with high-temperature objects, which may alter the varnish's color and finish. For daily cleaning, use a dry, soft cloth. In case of spills or stains, clean immediately to prevent damage.

Solid wood is sensitive to moisture and sudden changes in temperature. Therefore, keep the product in a stable environment, avoiding excess humidity or dryness. When cleaning floors, prevent contact of the base with wet cloths to avoid water absorption, swelling, or wood deformation.

Avoid using abrasive or aggressive products such as rough sponges, alcohol, solvents, and bleach. For cleaning, use only a soft, slightly damp cloth with neutral soap. Dry immediately with a clean cloth. Any cleaning products should be tested beforehand on a small hidden area, as they may damage the integrity of the varnish.


GLASS

Century

GLASS

Century

BRONZE




EXTRA CLEAR



MATTE GRAY



COLORLESS



Glass

The result of an artisanal and technical process, the glass finish combines sophistication and durability. Its production involves the fusion of raw materials such as sand and limestone, which, when shaped at high temperatures and subjected to special treatments, give rise to unique pieces. The textured effect is manually applied using powdered glass over the hot surface, creating exclusive relief patterns.

Material application: tabletops.


Care and Maintenance

Recommended for indoor use or in environments protected from direct exposure to sunlight, rain, and sudden temperature changes. Continuous exposure to these factors may cause stains, cloudiness, cracks, or even breakage. Do not drag sharp or very heavy objects directly across the surface.


Cleaning should be done with a soft, dry cloth or one slightly dampened with water and neutral soap. Abrasive products, alcohol, or solvents should be avoided. To preserve the surface, do not drag heavy or sharp objects directly across the glass.

TEXTURED GLASS


AMBER




EXTRA CLEAR



MATTE GRAY



COLORLESS



O vidro texturizado é resultado de um processo artesanal e pode apresentar variações de tonalidade e textura. Por se tratar de um material poroso, recomenda-se o uso de um espanador para a remoção de poeira em ambientes internos.

Textured Glass

The result of an artisanal and technical process, the glass finish combines sophistication and durability. Its production involves the fusion of raw materials such as sand and limestone, which, when shaped at high temperatures and subjected to special treatments, give rise to unique pieces. The textured effect is manually applied using powdered glass over the hot surface, creating exclusive relief patterns.

It is natural for slight variations in thickness, color, slightly irregular edges, and differences in surface depth to occur—features that reinforce the authentic and handcrafted character of the material.

Material application: tabletops.

Care and Maintenance

For indoor use or in environments protected from direct exposure to sunlight, rain, and sudden temperature changes. Continuous exposure to these factors may cause stains or cloudiness on the surface, and may lead to cracks or even breakage. Do not drag sharp or very heavy objects directly across the surface.

Cleaning should be done with a soft, dry cloth or one slightly dampened with water and neutral soap. Abrasive products, alcohol, or solvents should be avoided. To preserve the surface, do not drag heavy or sharp objects directly on the glass.

The shades and color perception may vary depending on the lighting, screen type, and display settings.

Century

Century